

# VENT INLET COVER

## VENT-IN-125



### AVAILABLE WOODS



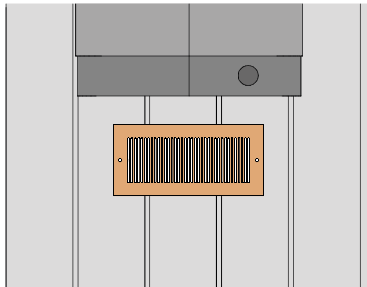
Texture	Type	Texture	Type
	Cedar		Hemlock
	Aspen		Radiata Pine
	Nordic Spruce		Thermo Light Alder
	Magnolia		California Redwood
	Black Taika		Thermo Dark Alder

### FEATURES

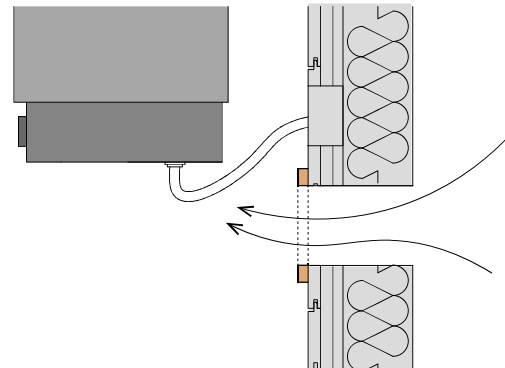


Proper ventilation is essential for airflow in a sauna room. The inlet ventilation system is a crucial component, ensuring fresh airflow to the heater.

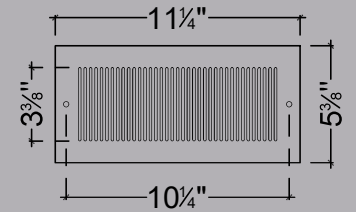
### FIXTURES INSTALLATION INSTRUCTIONS



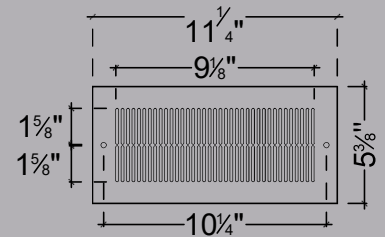
The inlet ventilation is installed on the wall under the heater.



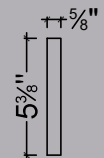
### DIMENSIONS




Front view



Back Mounting



Side view



Top view