

sauna-sand-timer-002

Auroom Sauna Sand Timer

Features

Meticulously crafted with thermo wood. This 15-minute hourglass timer comes complete with a rotating bracket for easy installation. Ideal for timing your sauna sessions, simply rotate the timer 180° on the bracket to reset for your next session. Its Cedar wood frame adds a touch of natural elegance, while engraved numbers ensure clear visibility.

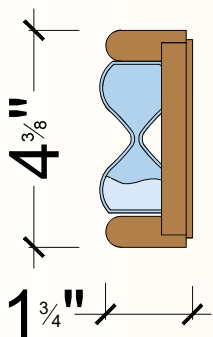
Wood Color



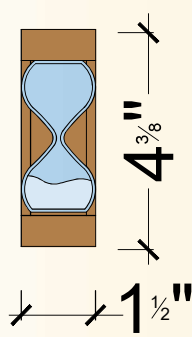
Thermo wood



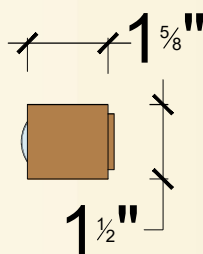
Specifications



Front View



Back View



Top View

Installation Requirements

1. Ensure the mounting slat is kept in a vertical position.
2. Turn the sand timer to the left or right.
3. Attach the back piece to the wall using 2 wooden screws.
4. Return the sand timer to the vertical position.
5. Install at head height on the wall the heater across from.

